

Note: Institution did NOT submit revisions through the Prior Year Data Revision System for selected collection year and survey.

IC Header 2016-17

Institution: Santa Clara University (122931)

Part A - Educational Offerings

1. Which of the following types of instruction/programs are offered by your institution? [Check one or more]

If your institution does not offer occupational, academic or continuing professional programs, you are not expected to complete this or any other IPEDS survey.

- Occupational, may lead to a certificate, degree, or other formal award
- Academic, leading to a certificate, degree, or diploma
- Continuing professional (postbaccalaureate only)
- Recreational or avocational (leisure) programs
- Adult basic or remedial instruction or high school equivalency
- Secondary (high school)

[Back to top](#)

Institution: Santa Clara University (122931)

Part B - Organization - Control and Levels

1. What is your institutional control or affiliation?

Be sure to select the correct control for your institution. Errors on this question have an impact throughout the IPEDS surveys, in federal reporting, in net price groupings, and on your institutions appearance to students. If you reported incorrectly in a previous year, please contact the Help Desk at 877.225.2568 to correct the error.

<input type="radio"/>	Public - Select primary and or secondary controls below	
	Primary control	Secondary control (if applicable)
	Select One	Select One
<input type="radio"/>	Private for-profit	
<input type="radio"/>	Private not-for-profit independent (no religious affiliation)	
<input checked="" type="radio"/>	Private not-for-profit religious affiliation - Select affiliation below	
	Roman Catholic	

2. What award levels are offered by your institution? [Check all that apply]

When reporting award levels for sub baccalaureate certificates (levels 1, 2, and 4), **determine program length by the number of credit or contact hours**, NOT the academic year length in parentheses. The academic year length is meant only to provide context.

The 'Other' award level should not be used unless your program truly does not fit any of the other award levels. We expect very few institutions to fit the 'Other' category.

Even though Teacher Preparation certificate programs may require a bachelor's degree for admission, they are considered subbaccalaureate undergraduate programs. Check the applicable award level 1, 2, or 4, depending on the length of the Teacher Preparation program.

Award Level		
BELOW THE BACCALAUREATE:		
1	<input type="checkbox"/>	<u>Postsecondary award, certificate, or diploma of (less than one academic year)</u> - less than 900 contact or clock hours, or - less than 30 semester or trimester credit hours, or - less than 45 quarter credit hours
2	<input checked="" type="checkbox"/>	<u>Postsecondary award, certificate, or diploma of (at least one but less than two academic years)</u> - at least 900 but less than 1800 contact or clock hours, or - at least 30 but less than 60 semester or trimester credit hours, or - at least 45 but less than 90 quarter credit hours
3	<input type="checkbox"/>	<u>Associate's degree</u>
4	<input checked="" type="checkbox"/>	<u>Postsecondary award, certificate, or diploma of (at least two but less than four academic years)</u> - 1800 or more contact or clock hours, or - 60 or more semester or trimester credit hours, or - 90 or more quarter credit hours
BACCALAUREATE AND ABOVE:		
5	<input checked="" type="checkbox"/>	<u>Bachelor's degree</u> or equivalent
6	<input checked="" type="checkbox"/>	<u>Postbaccalaureate certificate</u>
7	<input checked="" type="checkbox"/>	<u>Master's degree</u>
8	<input checked="" type="checkbox"/>	<u>Post-master's certificate</u>
17	<input checked="" type="checkbox"/>	<u>Doctor's degree - research/scholarship</u>
18	<input checked="" type="checkbox"/>	<u>Doctor's degree - professional practice</u>
19	<input type="checkbox"/>	<u>Doctor's degree - other</u>
12	<input type="checkbox"/>	Other (specify in box below)

You may use the space below to provide context for the data you've reported above.

Back to top

Institution: Santa Clara University (122931)

Part B - Organization - Calendar System

Your response to the next question determines how your institution reports Institutional Characteristics student charges data in the fall, Student Financial Aid data in the winter, and Graduation Rates data in the winter. It also impacts the net price calculation in the Student Financial Aid survey.

If the calendar system differs from prior year or requires a change, please contact the Help Desk at 877.225.2568.

3. What is the predominant calendar system at the institution? [Choose one]

Academic Year Reporting Method (Standard academic terms)

Selecting one of the following calendar types determines that your institution will provide Student Financial Aid and Graduation Rates data based on a FALL COHORT and student charges data for a full ACADEMIC YEAR.

- Semester
- Quarter
- Trimester
- 4-1-4 or similar plan

Program Reporting Method (Other calendar system)

Selecting one of the following calendar types determines that your institution will provide Student Financial Aid and Graduation Rates data based on a FULL-YEAR COHORT, and student charges data by PROGRAM.

- Differs by program
- Continuous basis (every 2 weeks, monthly, or other period)

Hybrid/Mixed Reporting Method (Standard academic terms, other academic calendar)

Selecting the hybrid calendar type determines that your institution will provide Student Financial Aid and Graduation Rates data based on a FULL-YEAR COHORT, and student charges data for a full ACADEMIC YEAR.

- Hybrid (Other academic calendar)

[Back to top](#)

Institution: Santa Clara University (122931)

Part B - Organization - Student Enrollment

4. Does your institution enroll any of the following types of students?

Include all levels offered by your institution, even if there are no students currently enrolled at that level.

Responses to this question determine which screens will be generated for reporting academic year tuition charges, and for reporting Fall Enrollment during the spring collection. Additionally, checking Yes for full-time, first-time, degree/certificate-seeking undergraduate students determines that your institution must report cost of attendance data (on the IC component) and Student Financial Aid data for these students.

	Full-time		Part-time	
	No	Yes	No	Yes
Undergraduate (academic or occupational programs)	<input type="radio"/> No	<input checked="" type="radio"/> Yes	<input type="radio"/> No	<input checked="" type="radio"/> Yes
First-time, degree/certificate-seeking undergraduate	<input type="radio"/> No	<input checked="" type="radio"/> Yes	<input type="radio"/> No	<input checked="" type="radio"/> Yes
Graduate (not including doctor's-professional practice)	<input type="radio"/> No	<input checked="" type="radio"/> Yes	<input type="radio"/> No	<input checked="" type="radio"/> Yes

5. Does your institution enroll students in doctor's degree - professional practice programs?

Checking Yes for this question will allow your institution to report graduate level students in Fall Enrollment. If you select Yes to enrolling students in one of the listed programs, you will also report tuition for the appropriate program(s).

No

Yes

Do you enroll students in one of the following?

Chiropractic (D.C. or D.C.M.), Dentistry (D.D.S. or D.M.D.), Medicine (M.D.), Optometry (O.D.), Osteopathic Medicine (D.O.), Pharmacy (Pharm.D.), Podiatry (Pod.D., D.P., or D.P.M.), Veterinary Medicine (D.V.M.), Law (J.D.)

No

Yes

6. For Fall 2010, did your institution have any full-time, first-time degree/certificate-seeking students enrolled in programs at the baccalaureate level or below?

If you answer Yes to this question, you will be required to provide Graduation Rates data for the 2010-11 cohort in the winter collection. If you answer No to this question, indicate the reason you are not required to report Graduation Rates for the cohort year requested.

If you reported any full-time, first-time degree/certificate-seeking undergraduates on the 2010-11 Enrollment survey, the data will be preloaded below.

No

This institution did not enroll full-time, first-time (undergraduate) students.

This institution did not offer programs at or below the baccalaureate level.

This institution was not in operation in 2010-11.

Yes

Full-time, first-time degree/certificate-seeking students from 2010-11 Enrollment survey (GR Cohort)

1,296

Institution: Santa Clara University (122931)

Part B - Multi-institution or Multi-campus Organization

7. Multi-institution or multi-campus organization

Is the institution part of a multi-institution or multi-campus organization that owns, governs, or controls the institution?

Do NOT indicate a religious affiliation here; that information is collected separately.

If you need assistance or need to make changes, contact the Help Desk at 1-877-225-2568. You will not be able to lock your submission if this question is blank.

No, this institution **IS NOT** a part of a multi-institution or multi-campus organization that owns, governs, or controls the institution.

Yes, this institution **IS** a part of a multi-institution or multi-campus organization that owns, governs, or controls the institution.

[Back to top](#)

Institution: Santa Clara University (122931)

Part C - Other Survey Screening Questions - Library Access and Expenses

Does your institution have access to a library collection?

- No
- Yes (receives AL component)

Were your annual total library expenses for Fiscal Year 2016 greater than zero?

- No
- Yes (receives AL component)


[Back to top](#)

Institution: Santa Clara University (122931)

Part C - Other Survey Screening Questions - Open Admission


2. Does your institution have an open admission policy for all or most entering first-time degree/certificate-seeking undergraduate-level students?

If the only requirement for admission is a high school diploma or GED/other equivalent, your institution is still considered open admission. Institutions that require only an Ability to Benefit or similar test beyond the diploma/equivalent, and only reject a very small number of students based on the test, are also considered open admission.

 If your institution does not have an open admission policy, you will be required to report Admissions component regarding your admissions procedures and admissions yield.

No

Yes

 You may use the space below to provide context for the data you've reported above. These context notes will be posted on the College Navigator website, and should be written to be understood by students and parents.

Back to top

Institution: Santa Clara University (122931)

User ID:

Part D - Branch Campus List

Campus List

- Click on the screen name under the 'Campus Name' to access the survey pages for the branch campus.
- You will not be able to lock the IC Header survey for the main campus until the Status for each branch campus is Clean.

Campus ID	Campus Name	Address	Status
12293101	Jesuit School of Theology of Santa Clara University Award Levels	1735 LeRoy Ave Berkeley, CA 94709	Complete

[Back to top](#)

Institution: Santa Clara University (122931)

Institution: Jesuit School of Theology of Santa Clara University (12293101)

Part D - Branch Campus Award Levels**1. What award levels are offered by your institution? [Check all that apply]**

When reporting award levels for sub baccalaureate certificates (levels 1, 2, and 4), determine program length by the number of credit or contact hours, NOT the academic year length in parentheses. The academic year length is meant only to provide context.

Award Level		
BELOW THE BACCALAUREATE:		
1	<input type="checkbox"/>	<u>Postsecondary award, certificate, or diploma of</u> (less than one academic year) - less than 900 contact or clock hours, or - less than 30 semester or trimester credit hours, or - less than 45 quarter credit hours
2	<input type="checkbox"/>	<u>Postsecondary award, certificate, or diploma of</u> (at least one but less than two academic years) - at least 900 but less than 1800 contact or clock hours, or - at least 30 but less than 60 semester or trimester credit hours, or - at least 45 but less than 90 quarter credit hours
3	<input type="checkbox"/>	<u>Associate's degree</u>
4	<input type="checkbox"/>	<u>Postsecondary award, certificate, or diploma of</u> (at least two but less than four academic years) - 1800 or more contact or clock hours, or - 60 or more semester or trimester credit hours, or - 90 or more quarter credit hours
BACCALAUREATE AND ABOVE:		
5	<input type="checkbox"/>	<u>Bachelor's degree</u> or equivalent
6	<input checked="" type="checkbox"/>	<u>Postbaccalaureate certificate</u>
7	<input checked="" type="checkbox"/>	<u>Master's degree</u>
8	<input type="checkbox"/>	<u>Post-master's certificate</u>
17	<input type="checkbox"/>	<u>Doctor's degree-research/scholarship</u>
18	<input type="checkbox"/>	<u>Doctor's degree-professional practice</u>
19	<input checked="" type="checkbox"/>	<u>Doctor's degree-other</u>

2. Does your institution enroll the following type of student?

Respond yes if the institution enrolls this type of student **even if there are no students currently enrolled.**

Full-time, first-time degree/certificate-seeking students	<input checked="" type="radio"/> No	<input type="radio"/> Yes
---	-------------------------------------	---------------------------

[Back to top](#)

Institution: Santa Clara University (122931)

User ID:

Summary**Institutional Characteristics Header Component Summary**

IPEDS collects important information regarding your institution. All data reported in IPEDS survey components become available in the IPEDS Data Center and appear as aggregated data in various Department of Education reports. Additionally, some of the reported data appears specifically for your institution through the College Navigator website and is included in your institution's Data Feedback Report (DFR). The purpose of this summary is to provide you an opportunity to view some of the data that, when accepted through the IPEDS quality control process, will appear on the College Navigator website and/or your DFR. College Navigator is updated approximately three months after the data collection period closes and Data Feedback Reports will be available through the [Data Center](#) and sent to your institution's CEO in November 2016.

Please review your data for accuracy. If you have questions about the data displayed below after reviewing the data reported on the survey screens, please contact the IPEDS Help Desk at: 1-877-225-2568.

GENERAL INFORMATION	
Educational Offerings	Academic
Control	Private not-for-profit Religious Affiliation: Roman Catholic
Award Levels Offered	At least one, but Less than two academic years At least two, but less than four academic years Bachelor's degree Postbaccalaureate certificate Master's degree Post-master's certificate Doctor's degree - research/scholarship Doctor's degree - professional practice
Reporter Type	Academic
Calendar System	Quarter
Levels of Enrollment Offered	Full-time Undergraduate Full-time First-time, degree/certificate-seeking Undergraduate Full-time Graduate (not including doctor's professional) Part-time Undergraduate Part-time First-time, degree/certificate-seeking Undergraduate Part-time Graduate (not including doctor's professional) Doctor's degree - professional practice programs
System	No system

Institutional Characteristics 2016-17

Institution: Santa Clara University (122931)

Part A - Mission Statement

Data changed on this page cannot be saved and therefore will not be changed in the Prior Year system.

1. Provide the institution's mission statement or a web address (URL) where the mission statement can be found. Typed statements are limited to 2,000 characters or less. The mission statement will be available to the public on College Navigator.

Mission Statement URL:
Please begin URL with "http://" or "https://"

Mission Statement


[Back to top](#)

Institution: Santa Clara University (122931)

Part B - Services and Programs for Servicemembers and Veterans

1. Which of the following are available to veterans, military servicemembers, or their families?

- [Yellow Ribbon Program](#) (officially known as Post-9/11 GI Bill, Yellow Ribbon Program)
- [Credit for military training](#)
- Dedicated point of contact for support services for veterans, military servicemembers, and their families
- Recognized student veteran organization
- Member of [Department of Defense Voluntary Educational Partnership Memorandum of Understanding](#)
- None of the above

 You may use the space below to provide context for the data you've reported above. These context notes will be posted on the College Navigator website, and should be written to be understood by students and parents.

[Back to top](#)

Institution: Santa Clara University (122931)

Part C - Student Services - Special Learning Opportunities**1. Does your institution accept any of the following? [Check all that apply]**

- Dual credit (college credit earned while in high school)
- Credit for life experiences
- Advanced placement (AP) credits
- None of the above

2. What types of special learning opportunities are offered by your institution? [Check all that apply]

- ROTC
- Army Navy Air Force
- Study abroad
- Weekend/evening college
- Teacher certification (for the elementary, middle school/junior high, or secondary level)
- Do **not** include certifications to teach at the postsecondary level.
- Students can complete their preparation in certain areas of specialization
- Students must complete their preparation at another institution for certain areas of specialization
- This institution is approved by the state for the initial certification or licensure of teachers
- None of the above

3. If your institution grants a bachelor's degree or higher but does not offer a full 4-year program of study at the undergraduate level, how many years of completed college-level work are required for entrance?

Number of years

Select One

[Back to top](#)

Institution: Santa Clara University (122931)

Part C - Student Services: Other Student Services**4. Which of the following selected student services are offered by your institution? [Check all that apply]**


- Remedial services
- Academic/career counseling services
- Employment services for current students
- Placement services for program completers
- On-campus day care for children of students
- None of the above

5. Which of the following academic library resource or service does your institution provide? [Check all that apply]

- Physical facilities
- An organized collection of printed materials
- Access to digital/electronic resources
- A staff trained to provide and interpret library materials
- Established library hours
- Access to library collections that are shared with other institutions
- None of the above

6. Indicate whether or not any of the following alternative tuition plans are offered by your institution. No Yes

- Tuition guarantee
- Prepaid tuition plan
- Tuition payment plan
- Other (specify in box below)

 You may use the space below to provide context for the alternative tuition plans you've reported above. These context notes will be posted on the College Navigator website, and should be written to be understood by students and parents.

[Back to top](#)

Institution: Santa Clara University (122931)

Part C - Student Services - Distance Education Opportunities

7. Does your institution offer distance education courses?

No

Yes

8. Are all the programs at your institution offered exclusively via distance education programs?

No

Yes

9. Please indicate at what level(s) your institution offers distance education opportunities (courses and/or programs).

Undergraduate

Graduate

The institution does not offer distance education opportunities

Back to top

Institution: Santa Clara University (122931)


Part C - Student Services: Disability Service

10. Please indicate the percentage of all undergraduate students enrolled during fall 2015 who were formally registered as students with disabilities with the institution's office of disability services (or the equivalent office).

3 percent or less

More than 3 percent:

%

 You may use the space below to provide context for the data you've reported above. These context notes will be posted on the College Navigator website, and should be written to be understood by students and parents.

[Back to top](#)

Institution: Santa Clara University (122931)

Part D - Student Charges Questions**Data changed on this page cannot be saved and therefore will not be changed in the Prior Year system.****1. Are all full-time, first-time degree/certificate-seeking students required to live on campus or in institutionally-controlled housing?**

If you answer **Yes** to this question, you will not be asked to report off-campus room and board in the price of attendance (D11).

This is only a screening question, and your response does not show up on College Navigator.

If you make any exceptions to this rule, and have even one full-time, first-time student living off-campus, please answer **No** so that this does not cause conflicts with the Student Financial Aid survey. Making changes to the SFA component is very difficult and may lead to inaccurate reporting for your institution.

- No
- Yes, and we do not make **ANY** (even one) exceptions to this rule

2. Does your institution charge different tuition for in-district, in-state, or out-of-state students?

If you answer **Yes** to this question, you will be expected to report tuition amounts for in-district, in-state, and out-of-state students.

Please only select **Yes** if you really charge different tuition rates, or you will be reporting the same numbers 3 times.

- No
- Yes

3. Does your institution offer institutionally-controlled housing (either on or off campus)?

If you answer **Yes** to this question, you will be expected to specify a housing capacity, and to report a room charge or a combined room and board charge (D10).

- No
- Yes

Specify housing capacity for academic year 2016-17

4. Do you offer board or meal plans to your students?

If you answer **Yes** to this question, you will be expected to report a board charge or combined room and board charge (D10).

- No
- Yes - Enter the number of meals per week in the maximum meal plan available

- Yes - Number of meals per week can vary (e.g., students' charge meals against a meal card)

[Back to top](#)

Institution: Santa Clara University (122931)

Part D - Undergraduate Student Charges

Data changed on this page cannot be saved and therefore will not be changed in the Prior Year system.

If the institution charges an application fee, indicate the amount.

	Amount	Prior year
<u>Undergraduate application fee</u>	60	60

5. Charges to full-time undergraduate students for the full academic year 2016-17

Please be sure to report an average tuition that includes all students at all levels (freshman, sophomore, etc.).

	Amount	Prior year
All full-time <u>undergraduates</u>		
Average <u>tuition</u>	47,112	45,300
<u>Required fees</u>	0	0

6. Per credit hour charge for part-time undergraduate students

Please be sure to report an average per credit tuition that includes all students at all levels (freshman, sophomore, etc.).

	Amount	Prior year
<u>Per credit hour charge</u>	1,309	1,258

[Back to top](#)

Institution: Santa Clara University (122931)

Part D - Graduate Student Charges

Data changed on this page cannot be saved and therefore will not be changed in the Prior Year system.

If the institution charges an application fee, indicate the amount.

	Amount	Prior year
<u>Graduate application fee</u>	100	100

Please do not include tuition for Doctor's Degree – Professional Practice programs.
Data for those programs are collected separately.

7. Charges to full-time graduate students for the full academic year 2016-17

	Amount	Prior year
Average <u>tuition</u>	27,594	26,541
<u>Required fees</u>	0	0

8. Per credit hour charge for part-time graduate students

	Amount	Prior year
Per <u>credit hour</u> charge	1,022	983

Back to top

Institution: Santa Clara University (122931)

Part D - Student Charges - Graduate, Doctor's Professional Practice Tuition

Data changed on this page cannot be saved and therefore will not be changed in the Prior Year system.

9. List the typical tuition and required fees for a full-time doctor's - professional practice student in any of the selected programs for the full academic year 2016-17.**DO NOT include room and board charges**

Doctor's - Professional Practice student

Amount**1. Chiropractic (D.C. or D.C.M.):**Tuition amountRequired fees**2. Dentistry (D.D.S. or D.M.D.):**Tuition amountRequired fees**3. Medicine (M.D.):**Tuition amountRequired fees**4. Optometry (O.D.):**Tuition amountRequired fees**5. Osteopathic Medicine (D.O.):**Tuition amountRequired fees**6. Pharmacy (Pharm.D.):**Tuition amountRequired fees**7. Podiatry (Pod.D., D.P., or D.P.M.):**Tuition amountRequired fees**8. Veterinary Medicine (D.V.M.):**Tuition amountRequired fees**9. Law (J.D.):**Tuition amount

50,640

Required fees

0

[Back to top](#)

Institution: Santa Clara University (122931)



Part D - Student Charges - Room and Board

Data changed on this page cannot be saved and therefore will not be changed in the Prior Year system.

10. What are the typical room and board charges for a student for the full academic year 2016-17?

If your institution offers room or board at no charge to students, enter zero.

If you report room and board separately, leave the combined charge blank. If you report a combined charge, leave the room and board charges blank.

Room and board charges	Amount	Prior year
 Room charge (Double occupancy)	<input type="text"/>	
 Board charge (Maximum plan)	<input type="text"/>	
Combined room and board charge (Answer only if you CANNOT separate room and board charges.)	<input type="text" value="13,965"/>	13,425

[Back to top](#)

Institution: Santa Clara University (122931)

Part D - Student Charges - Price of Attendance

Data changed on this page cannot be saved and therefore will not be changed in the Prior Year system.

11. Cost of attendance for full-time, first-time undergraduate students:

Please enter the amounts requested below. These data will be made available to the public on College Navigator. If your institution participates in any Title IV programs (Pell, Stafford, etc.), you must complete all information. Estimates of expenses for books and supplies, room and board, and other expenses are those from the **Cost of Attendance report** used by the financial aid office in determining financial need. Please talk to your financial aid office to get these numbers, to ensure that you are reporting correctly.

If the 2016-17 tuition and/or fees as reported on this page for full-time, first-time students are covered by a tuition guarantee program, check the applicable box(es) under 'Tuition Guarantee'. Additionally, please indicate the maximum % increase that is guaranteed. These numbers are expected to be fairly small. Please contact the Help Desk if you are confused about these values and how to report them.

Charges for full academic year	2013-14	2014-15	2015-16	2016-17		
Published tuition and required fees:					Tuition Guarantee (check only if applicable to entering students in 2016-17)	Guaranteed increase %
Tuition	42,156	43,812	45,300	47,112	<input type="checkbox"/>	<input type="text"/>
Required fees	0	0	0	0	<input type="checkbox"/>	<input type="text"/>
Tuition + fees total	42,156	43,812	45,300	47,112		
Books and supplies	1,710	1,746	1,764	1,791		
On-campus:						
Room and board	12,546	12,921	13,425	13,965		
Other expenses	3,177	3,159	3,177	3,168		
Room and board and other expenses	15,723	16,080	16,602	17,133		
Off-campus (not with family):						
Room and board	11,268	11,493	11,970	12,492		
Other expenses	4,167	4,149	4,167	4,158		
Room and board and other expenses	15,435	15,642	16,137	16,650		
Off-campus (with family):						
Other expenses	4,275	4,266	4,284	4,284		

You may use the space below to provide context for the data you've reported above. These context notes will be posted on the College Navigator website, and should be written to be understood by students and parents.

Institution: Santa Clara University (122931)

Part E - Athletic Association

Data changed on this page cannot be saved and therefore will not be changed in the Prior Year system.

1. Is this institution a member of a national athletic association?

No

Yes - Check all that apply

National Collegiate Athletic Association (NCAA)

National Association of Intercollegiate Athletics (NAIA)

National Junior College Athletic Association (NJCAA)

United States Collegiate Athletic Association (USCAA)

National Christian College Athletic Association (NCCAA)

Other

2. If this institution is a member of the NCAA or NAIA, specify the conference FOR EACH SPORT using the pull down menu.

Sport	NCAA or NAIA member		Conference
Football	<input checked="" type="radio"/> No	<input type="radio"/> Yes-Specify	Select One
Basketball	<input type="radio"/> No	<input checked="" type="radio"/> Yes-Specify	West Coast Conference
Baseball	<input type="radio"/> No	<input checked="" type="radio"/> Yes-Specify	West Coast Conference
Cross country and/or track	<input type="radio"/> No	<input checked="" type="radio"/> Yes-Specify	West Coast Conference

Back to top

Institution: Santa Clara University (122931)

User ID:

Part F - Branch Campus List**Campus List**

- Click on the screen name under the 'Campus Name' to access the survey pages for the branch campus.
- You will not be able to lock the Institutional Characteristics survey for the main campus until the Status for each branch campus is Clean.

Campus ID	Campus Name	Address	Status
12293101	Jesuit School of Theology of Santa Clara University	1735 LeRoy Ave Berkeley, CA 94709	Not Applicable

[Back to top](#)

Institution: Santa Clara University (122931)

User ID:

Summary

Institutional Characteristics Component Summary Academic Year Reporters

IPEDS collects important information regarding your institution. All data reported in IPEDS survey components become available in the IPEDS Data Center and appear as aggregated data in various Department of Education reports. Additionally, some of the reported data appears specifically for your institution through the College Navigator website and is included in your institution's Data Feedback Report (DFR). The purpose of this summary is to provide you an opportunity to view some of the data that, when accepted through the IPEDS quality control process, will appear on the College Navigator website and/or your DFR. College Navigator is updated approximately three months after the data collection period closes and Data Feedback Reports will be available through the [Data Center](#) and sent to your institution's CEO in November 2016.

Please review your data for accuracy. If you have questions about the data displayed below after reviewing the data reported on the survey screens, please contact the IPEDS Help Desk at: 1-877-225-2568 or ipedshelp@rti.org.

GENERAL INFORMATION

Mission Statement	https://www.scu.edu/aboutscu/mission-vision-values/
Does your institution offer distance education courses?	Yes
Are all the programs at your institution offered exclusively via distance education programs?	No
Special Learning Opportunities	ROTC (Army Air Force) Study abroad Weekend/evening college Teacher certification (below the postsecondary level)
Student Services	Academic/career counseling services Employment services for current students On-campus day care for children of students
Credit Accepted	Advanced placement (AP) credits
Undergraduate students enrolled who are formally registered with office of disability services	3 percent or less

PRICING INFORMATION

Estimated expenses for academic year for full-time, first-time students	2013-14	2014-15	2015-16	2016-17
Tuition and fees	\$42,156	\$43,812	\$45,300	\$47,112
Books and supplies	\$1,710	\$1,746	\$1,764	\$1,791
On-campus room and board	\$12,546	\$12,921	\$13,425	\$13,965
On-campus other expenses	\$3,177	\$3,159	\$3,177	\$3,168
Off-campus room and board	\$11,268	\$11,493	\$11,970	\$12,492
Off-campus other expenses	\$4,167	\$4,149	\$4,167	\$4,158
Off-campus with family other expenses	\$4,275	\$4,266	\$4,284	\$4,284
Average undergraduate student tuition and fees for academic year 2016-17	Tuition		Fees	
	\$47,112		\$0	
Average graduate student tuition and fees for academic year 2016-17	Tuition		Fees	
	\$27,594		\$0	
Alternative tuition plans	Tuition payment plan			

[Back to top](#)